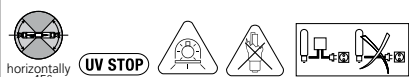
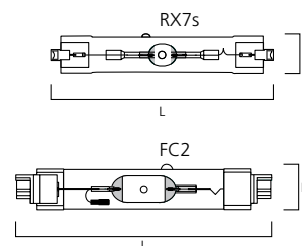


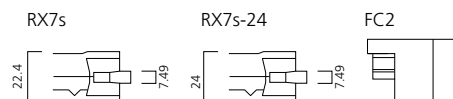
# HSI-TD METALARC



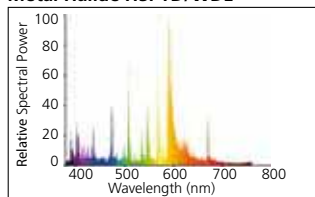
- Double ended quartz metal halide lamps with a compact tubular clear outer envelope
- Choice of three different colour temperatures: Warm, Neutral White and Daylight
- UV-stop outer jacket for reduced risks of fading
- High efficiency, compact arc tube
- Suitable for general interior lighting in uplights or downlights, e.g. in shops and malls
- Economical source for exterior floodlighting of monuments, parks and facades



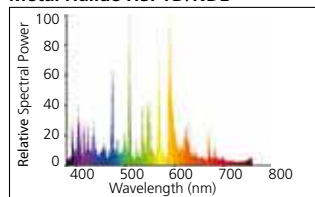
HSI-TD	70W	150W	250W
L	117.6	135.4	161.6
D	22	25	27.5



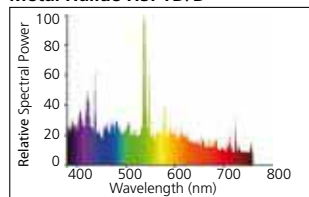
**Metal Halide HSI-TD/WDL**



**Metal Halide HSI-TD/NDL**



**Metal Halide HSI-TD/D**



## HSI-TD METALARC

Code	Description	Watt	Volt	Current	Lamp Finish	Cap	Colour Temp	Luminous Flux	Packing Qty.
<b>HSI-TD MetalArc</b>									
0021030	HSI-TD 70W/WDL	75W	95V	0.98A	Clear	RX7s	3000K	5500 lm	10
0021031	HSI-TD 70W/NDL	75W	95V	0.98A	Clear	RX7s	4200K	5800 lm	10
0021045	HSI-TD 70W/D	75W	108V	0.98A	Clear	RX7s	5600K	5400 lm	10
0021033	HSI-TD 150W/WDL	150W	95V	1.80A	Clear	RX7s-24	3000K	12500 lm	10
0021034	HSI-TD 150W/NDL	150W	95V	1.80A	Clear	RX7s-24	4200K	12500 lm	10
0021046	HSI-TD 150W/D	150W	102V	1.80A	Clear	RX7s-24	5200K	11000 lm	10
0021036	HSI-TD 250W/WDL	250W	100V	3.00A	Clear	FC2	3200K	20000 lm	10
0021037	HSI-TD 250W/NDL	250W	100V	3.00A	Clear	FC2	4200K	20000 lm	10
0021047	HSI-TD 250W/D	250W	112V	3.00A	Clear	FC2	5200K	18000 lm	10

